



ADITYA BIRLA SUNLIFE PENSION MANAGEMENT LIMITED

NATIONAL PENSION SYSTEM TRUST  
SCHEME\_C\_TIER\_II  
UNAUDITED BALANCE SHEET AS AT 28TH SEPT 2023

Particulars	Schedule	(In Rs.)	
		28TH SEPT 2023	30TH SEPT 2022
<b>Liabilities</b>			
Unit Capital	2	76,174,647	77,667,533
Reserves and Surplus	3	46,089,592	38,177,031
Current Liabilities and Provisions	4	18,956	359,251
<b>Total</b>		<b>122,283,196</b>	<b>116,203,816</b>
<b>Assets</b>			
Investments	5	118,066,051	111,278,035
Other Current Assets	6	4,217,145	4,925,781
<b>Total</b>		<b>122,283,196</b>	<b>116,203,816</b>
(a) Net assets as per Balance Sheets		122,264,240	115,844,564
(b) Number of units outstanding		7,617,465	7,766,753

For Aditya Birla Sun Life Pension Management Company Limited

  
Vikas Seth  
(CEO)

  
Subhash Bhargava  
(Director)

  
Kamlesh Rao  
(Director)

Place : Mumbai

Date : October 17, 2023




ADITYA BIRLA SUNLIFE PENSION MANAGEMENT LIMITED  
NATIONAL PENSION SYSTEM TRUST  
SCHEME\_C\_TIER\_II  
UNAUDITED REVENUE ACCOUNT FOR THE PERIOD ENDED 28TH SEPT 2023

Particulars	(In Rs.)	
	28TH SEPT 2023	30TH SEPT 2022
<b>Income</b>		
Interest	4,155,301	3,815,023
Profit on sale/redemption of investments	586,254	230,791
Unrealised gain on appreciation in investments	855,105	30
<b>Total Income (A)</b>	5,596,661	4,045,844
<b>Expenses and losses</b>		
Unrealised losses in value of investments	-	3,384,068
Loss on sale/redemption of investments	732,971	160,693
Management fees (including GST)	64,777	56,897
NPS Trust Fees	3,047	2,679
Custodian fees	-	351
Depository and settlement charges	486	1,124
Stamp Duty on Bond/Mutual Fund	-	-
CRA fees	7,367	9,029
Less: Amount recoverable by sale of units on account of CRA	(7,367)	(9,029)
<b>Total Expenditure (B)</b>	801,281	3,605,811
<b>Surplus/(Deficit) for the year (A-B)</b>	4,795,380	440,033
Less: Amount transferred to Unrealised appreciation account	855,105	(3,384,038)
Less: Amount transferred to General Reserve	3,940,275	3,824,070
<b>Amount carried forward to Balance Sheet</b>	-	-

For Aditya Birla Sun Life Pension Management Company Limited

  
Vikas Seth  
(CEO)

  
Subhash Bhargava  
(Director)

  
Kamlesh Rao  
(Director)

Place : Mumbai

Date : *October 17, 2023*



ADITYA BIRLA SUNLIFE PENSION MANAGEMENT LIMITED

NATIONAL PENSION SYSTEM TRUST  
SCHEME\_C\_TIER\_II  
SCHEDULES FORMING PART OF THE YEAR ENDED FINANCIAL STATEMENTS AS ON 28TH SEPT 2023

Schedule 2 - Unit Capital	(In Rs.)	
	28TH SEPT 2023	30TH SEPT 2022
Outstanding at the beginning of the year	82,450,228	68,072,013
Add: Units issued during the year	13,632,258	29,610,214
Less: Units redeemed during the year	(19,907,838)	(20,014,694)
<b>Outstanding at the end of the year (₹)</b>	<b>76,174,647</b>	<b>77,667,533</b>
<b>(Face Value of Rs.10/- each unit, fully paid up)</b>		
Outstanding units at the beginning of the year	8,245,023	6,807,201
Add: Units issued during the year	1,363,226	2,961,021
Less: Units redeemed during the year	(1,990,784)	(2,001,469)
<b>Outstanding Units at the end of the year</b>	<b>7,617,465</b>	<b>7,766,753</b>
<b>Schedule 3 - Reserves and Surplus</b>		
<b>Reserves and Surplus</b>		
<b>Unit Premium Reserve</b>		
Opening Balance	25,255,242	18,199,483
Add: Premium on Units issued	7,951,761	14,010,192
Less: Premium on Units redeemed	(11,606,908)	(9,446,198)
Add: Transfer from General Reserve	-	-
<b>Closing Balance</b>	<b>21,600,094</b>	<b>22,763,476</b>
<b>General Reserve</b>		
Opening Balance	22,231,504	14,310,947
Add: Transfer from Revenue Account	3,940,275	3,824,070
Less: Transfer to Unit Premium Reserve	-	-
<b>Closing Balance</b>	<b>26,171,778</b>	<b>18,135,018</b>
<b>Unrealised Appreciation Account</b>		
Opening Balance	(2,537,385)	662,575
Add: Adjustment for Previous years unrealised appreciation reserve		
Add/(Less): Transfer from/(to) Revenue Account	855,105	(3,384,038)
<b>Closing Balance</b>	<b>(1,682,280)</b>	<b>(2,721,463)</b>
<b>Total</b>	<b>46,089,592</b>	<b>38,177,031</b>



ADITYA BIRLA SUNLIFE PENSION MANAGEMENT LIMITED

NATIONAL PENSION SYSTEM TRUST  
SCHEME\_C\_TIER\_II

SCHEDULES FORMING PART OF THE YEAR ENDED FINANCIAL STATEMENTS AS ON 28TH SEPT 2023

	(In Rs.)	
Schedule 4 - Current Liabilities and Provisions	28TH SEPT 2023	30TH SEPT 2022
<b>Current Liabilities</b>		
Sundry Creditors for expenses	9,553	20,097
Redemption Payable	8,563	339,154
TDS Payable	841	-
<b>Total</b>	<b>18,956</b>	<b>359,251</b>
<b>Schedule 5 - Investments</b>		
<b>Investments (Long Term and Short Term)</b>		
Debentures and Bonds Listed/Awaiting Listing	102,420,000	104,479,375
Others - Mutual Fund Units	15,646,052	6,798,660
<b>Total</b>	<b>118,066,051</b>	<b>111,278,035</b>
<b>Schedule 6 - Other Current Assets</b>		
Balances with bank in current account	65,066	337,656
Outstanding and accrued income	4,152,079	4,588,125
<b>Total</b>	<b>4,217,145</b>	<b>4,925,781</b>

