




ADITYA BIRLA SUNLIFE PENSION FUND MANAGEMENT LIMITED
(Formerly known as Aditya Birla Sun Life Pension Management Limited)
NATIONAL PENSION SYSTEM TRUST
SCHEME_G_TIER_II
UNAUDITED BALANCE SHEET AS AT 31st MAR 2025

Particulars	Schedule	31st Mar 2025	(In Rs.) 31st Mar 2024
Liabilities			
Unit Capital	1	20,43,65,757	16,26,56,580
Reserves and Surplus	2	16,21,01,866	10,28,01,724
Current Liabilities and Provisions	3	5,16,730	3,06,91,136
Total		36,69,84,354	29,61,49,440
Assets			
Investments	4	36,12,15,230	26,99,88,704
Other Current Assets	6	57,69,124	2,61,60,737
Total		36,69,84,354	29,61,49,440
(a) Net assets as per Balance Sheets		36,64,67,623	26,54,58,304
(b) Number of units outstanding		2,04,36,575	1,62,65,657

For Aditya Birla Sun Life Pension Fund Management Limited
(Formerly known as Aditya Birla Sun Life Pension Management Limited)


Vikas Seth
(CEO)


Subhash Bhargava
(Director)



Kamlesh Das
(Director)



ADITYA BIRLA SUNLIFE PENSION FUND MANAGEMENT LIMITED
(Formerly known as Aditya Birla Sun Life Pension Management Limited)
NATIONAL PENSION SYSTEM TRUST
SCHEME_G_TIER_II
UNAUDITED REVENUE ACCOUNT FOR THE HALF YEAR ENDED 31st MAR 2025

Particulars	31st Mar 2025	(In Rs.) 31st Mar 2024
Income		
Interest		
Profit on sale/redemption of investments	1,04,56,640	73,98,542
Unrealised gain on appreciation in investments	35,99,093	11,95,717
Total Income (A)	2,61,634	61,37,828
	<u>1,43,17,367</u>	<u>1,47,32,088</u>
Expenses and losses		
Loss on sale/redemption of investments		
Management fees (including GST)	6,07,702	9,82,181
NPS Trust Fees	1,84,970	1,26,066
Depository and settlement charges	5,228	4,118
CRA fees	7,577	6,184
Less: Amount recoverable by sale of units on account of CRA	24,167	17,262
Total Expenditure (B)	(24,167)	(17,262)
	<u>8,05,476</u>	<u>11,18,550</u>
Surplus/(Deficit) for the year (A-B)	1,35,11,891	1,36,13,538
Less: Amount transferred to Unrealised appreciation account	2,61,634	61,37,828
Less: Amount transferred to General Reserve		
Amount carried forward to Balance Sheet	1,32,50,257	74,75,710
	<u>-</u>	<u>-</u>


Vikas Seth
(CEO)


Subhash Bhargava
(Director)


Kamlesh Rao
(Director)



ADITYA BIRLA SUNLIFE PENSION FUND MANAGEMENT LIMITED
(Formerly known as Aditya Birla Sun Life Pension Management Limited)
NATIONAL PENSION SYSTEM TRUST
SCHEDULES FORMING PART OF THE HALF YEAR FINANCIAL STATEMENTS AS ON 31st MAR 2025

	31st Mar 2025	(In Rs.) 31st Mar 2024
Schedule 1 - Unit Capital		
Outstanding at the beginning of the year	18,98,20,886	14,68,68,406
Add: Units issued during the year	4,71,04,241	4,23,59,776
Less: Units redeemed during the year	(3,25,59,369)	(2,65,71,602)
Outstanding at the end of the year (₹)	20,43,65,757	16,26,56,580
(Face Value of Rs.10/- each unit, fully paid up)		
Outstanding units at the beginning of the year	1,89,82,088	1,46,86,840
Add: Units issued during the year	47,10,424	42,35,978
Less: Units redeemed during the year	(32,55,937)	(26,57,160)
Outstanding Units at the end of the year	2,04,36,575	1,62,65,657
Schedule 2 - Reserves and Surplus		
Reserves and Surplus		
Unit Premium Reserve		
Opening Balance	7,37,07,706	4,54,90,819
Add: Premium on Units issued	3,49,43,685	2,50,63,838
Less: Premium on Units redeemed	(2,41,88,876)	(1,53,00,596)
Closing Balance	8,44,62,515	5,52,54,062
General Reserve		
Opening Balance	5,19,54,462	3,52,67,063
Add: Transfer from Revenue Account	1,32,50,257	74,75,710
Less: Transfer to Unit Premium Reserve	-	-
Closing Balance	6,52,04,719	4,27,42,773
Unrealised Appreciation Account		
Opening Balance	1,21,72,999	(13,32,939)
Add: Adjustment for Previous years unrealised appreciation reserve	2,61,634	61,37,828
Add/(Less): Transfer from/(to) Revenue Account	1,24,34,633	48,04,889
Closing Balance	16,21,01,866	10,28,01,724
Total		



ADITYA BIRLA SUNLIFE PENSION FUND MANAGEMENT LIMITED
(Formerly known as Aditya Birla Sun Life Pension Management Limited)
NATIONAL PENSION SYSTEM TRUST
SCHEDULES FORMING PART OF THE HALF YEAR FINANCIAL STATEMENTS AS ON 31st MAR 2025

Schedule 3 - Current Liabilities and Provisions	31st Mar 2025	(In Rs.) 31st Mar 2024
Current Liabilities		
Sundry Creditors for expenses	34,870	26,916
Redemption Payable	4,79,051	5,91,296
TDS Payable	2,809	1,969
Contract for Purchase of Investments	-	3,00,70,956
Total	<u>5,16,730</u>	<u>3,06,91,136</u>
Schedule 4 - Investments		
Investments (Long Term and Short Term)		
Central and State Government Securities (including treasury bills)	33,56,42,705	25,43,44,286
Others - Mutual Fund Units	2,55,72,525	1,56,44,418
Total	<u>36,12,15,230</u>	<u>26,99,88,704</u>
Schedule 6 - Other Current Assets		
Balances with bank in current account	6,17,174	16,03,790
Contracts for sale of investments	-	2,02,99,160
Outstanding and accrued income	51,51,950	38,17,787
Advance & Deposits	-	4,40,000
Total	<u>57,69,124</u>	<u>2,61,60,737</u>

